


1st

of December



2nd

of December



3rd

of December



4th

of December



5th

of December



6th

of December



INSTRUCTIONS

- Step 1: Collect 25 books. These could be from the library, op shop, home or store.
- Step 2: Wrap books individually. Don't hesitate to get creative, use newspaper, pre-used wrapping paper, brown paper or get the kids to make their own gift paper.
- Step 3: Print and cut out tags. Cut on the dotted line and use a hole punch.
- Step 4: Attach one to each wrapped book. Use ribbon or string for this.
- Step 5: Get creative & display. Stack on the mantel or hang from string with pegs.
- Step 6: Watch the fun unravel, and snuggle up on the couch or under the Christmas tree and get reading.






7th
of December



8th
of December




9th
of December




10th
of December



11th
of December



12th
of December



13th

of December



14th

of December



15th

of December



16th

of December



17th

of December



18th

of December



19th

of December




20th

of December




21st

of December




22nd

of December



23rd

of December



24th

of December



25th

of December

